

NCAA to NBA Vignettes

Using lineup data to improve the scouting process.

Pivot Analysis

Paul Reed

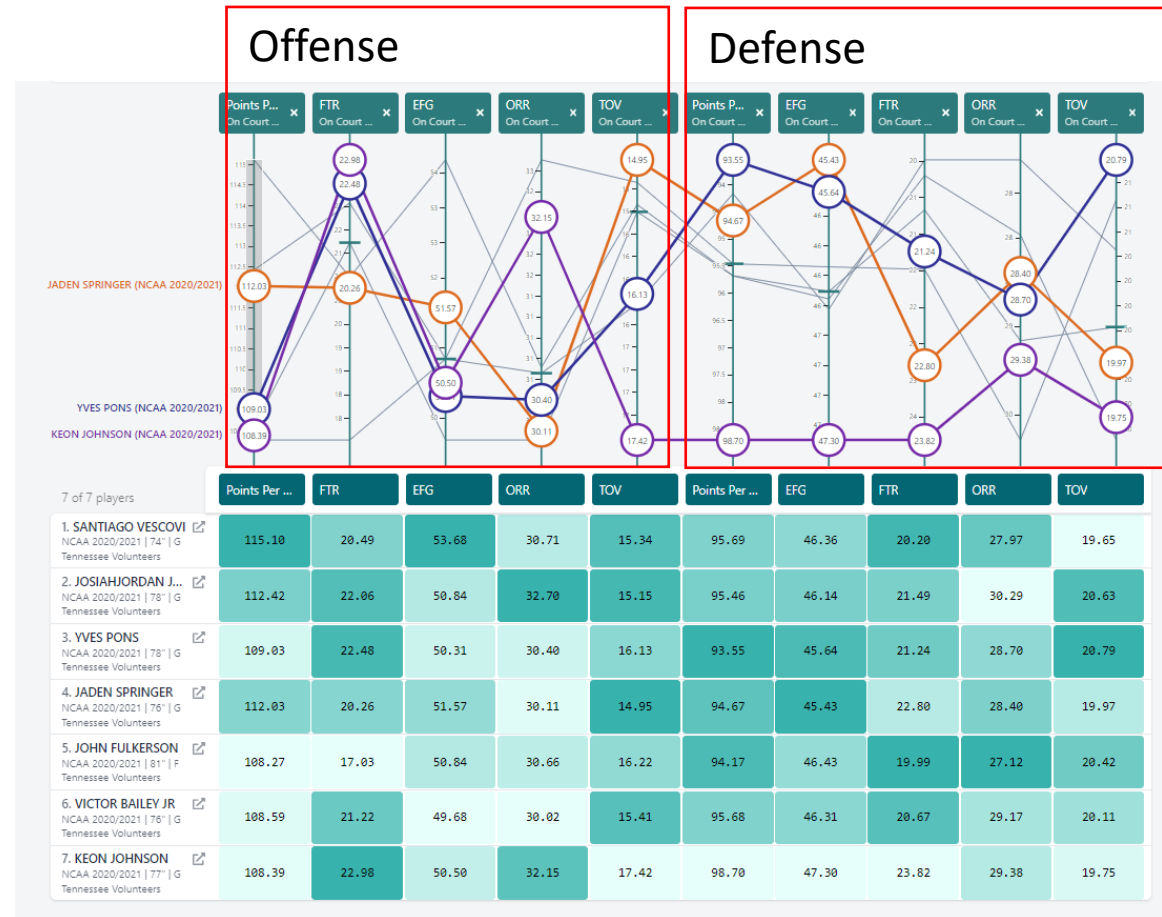
From standard box score to advanced box score to on court impact metrics, Paul Reed's numbers increased every season. Year to year, he increased his offensive responsibilities and increased his defensive counting stats all while increasing his marginal impact on the team's offensive and defensive ratings. This viz enables us to seamlessly view on court data with standard box score metrics.



Tennessee Prospects

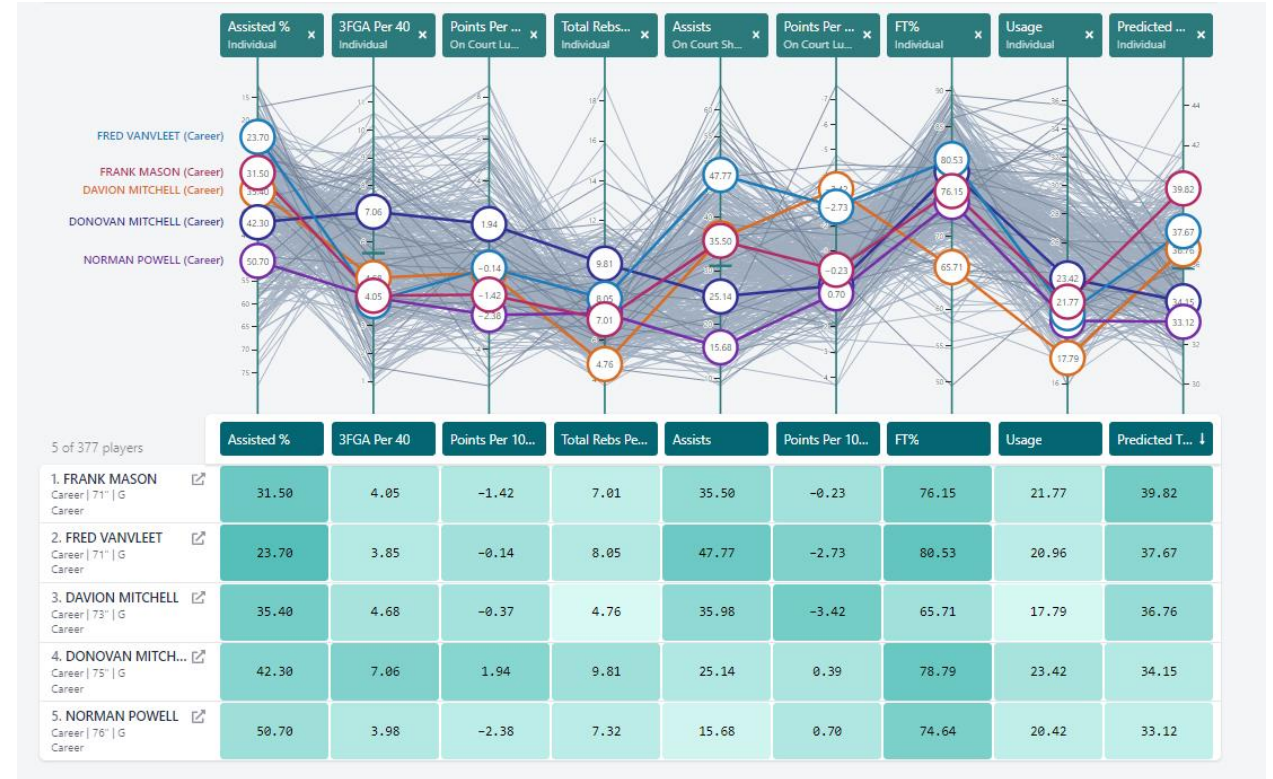
Yves Pons, Jaden Springer, and Keon Johnson all look to enter the NBA via the 2021 Draft. Using luck adjusted on court metrics, Pivot can provide a good look at how each player impacted team performance and in which areas certain players were able to excel.

Springer has the most consistent impact as his luck adjusted offensive & defensive ratings are both 3rd on the team. Pons's defensive impact is clear while Keon Johnson had a less than stellar impact on both ends of the floor.



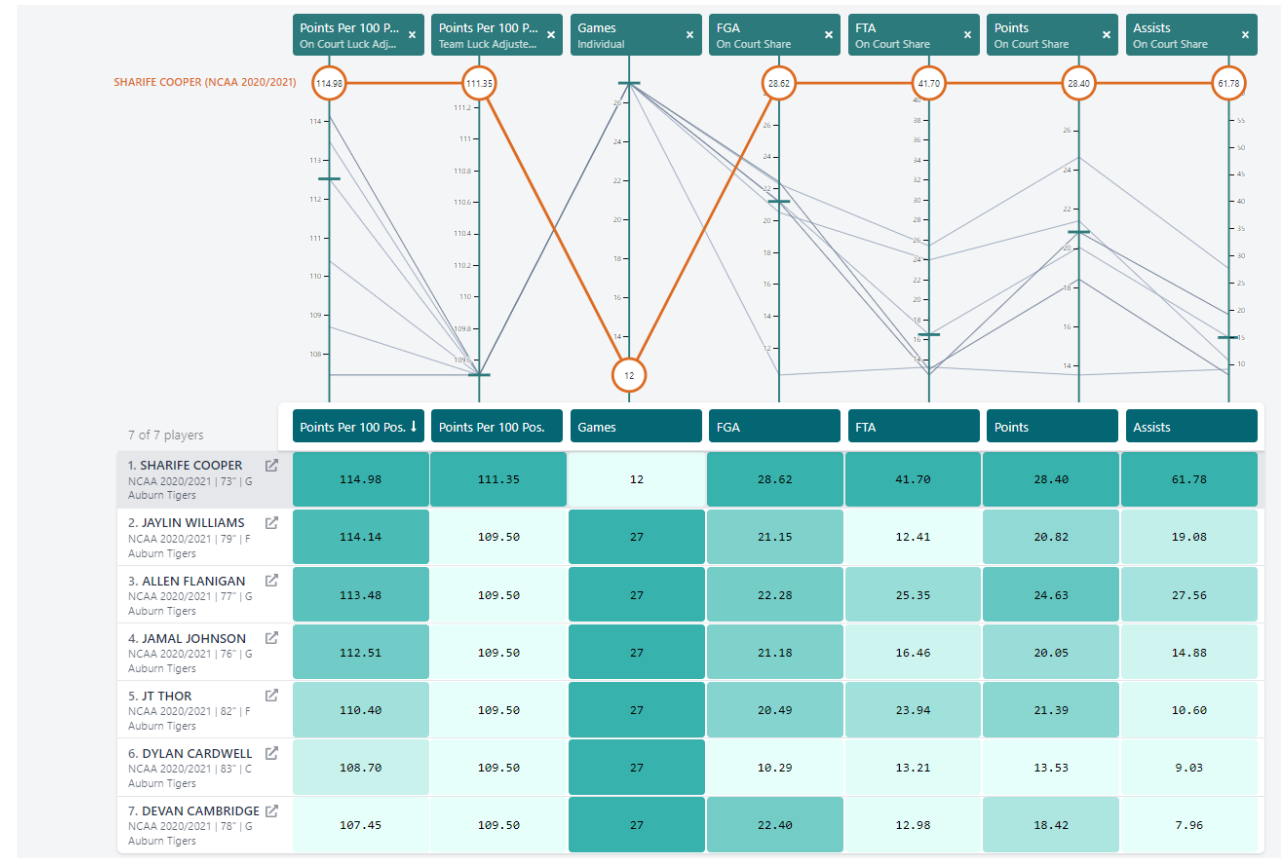
Davion Mitchell

Davion Mitchell presents a number of interesting questions when reviewing the analytics of his seasons. His defensive impact is undeniable although it is somewhat buoyed by his freshman year in Auburn. His career numbers are not particularly note worthy until you get to his senior season. The offensive jump made my Mitchell was reflected in his standard counting stats, but also in his impact data. He leapfrogged Jared Butler as the most impactful G in the Bears rotation. This jump was driven in part by a huge increase in 3pt% but his FT% stayed well below average for a top end guard. The guards highlighted to the right share 1 or many characteristics with Davion Mitchell. Mitchell's defensive impact closely aligns with FVV while his offensive profile is probably closer to Norm Powell.



Sharife Cooper

The offensive impact of Sharife Cooper is easy to understate given some of his limitations. However, his on court metrics show how impactful he was for the Tigers. In games with Cooper, Auburn had a 2pts per 100 higher rating, also the on court minutes with Sharife represent the best offensive rating. Additionally, when he was on the floor, he accounted for ~30% of the teams FGAs and Points, ~40% of their FTAs, and >60% of the team's assists. These metrics are all in addition to the fact that Cooper played all of his games in the meat of the Auburn schedule, so these numbers are even more impressive.



Cameron Krutwig

Since 2009 in the NCAA, 15 NBA prospects who were >79 inches have had a season in which they had a positive defensive impact in opponent turnover percentage and opponent free throw rate, a defensive team impact of >1 point per 100 possessions, and averaged, per 100 possessions, > 10 defensive rebounds, 1 block, and less than 4 fouls.

This list includes NBA starters/rotation players such as Kyle Anderson, Anthony Davis, John Henson, and Ryan Anderson, as well as drafted players like JaJuan Johnson, Tyler Honeycutt, and Arnett Moultrie. From the current class, Evan Mobley is one of the 15 and is joined by Terry Taylor of Austin Peay and Cameron Krutwig of Loyola Chicago. Krutwig has 3 of the 15 seasons that meet this criteria. Additionally, only Krutwig and Kyle Anderson had assist numbers above 7 per 100 possessions.

